

2011 - Shoot House Shootout October 29-30, 2011

All Shooters



CDP Champion: Jim Jones CDP - Master 263.28 (27)
 ESP Champion: Mike Borros ESP - Master 245.24 (25)
 SSP Champion: Robert Lacroix SSP - Expert 337.15 (39)
 ESR Champion: David Jackson ESR - Expert 403.63 (13)
 SSR Champion: Herb Myers SSR - Sharpshooter 507.45 (40)

Match --Penalties--
Score PD NT PE FN

Stage 1 Stage 2 Stage 3 Stage 4 Stage 5 Stage 6 Stage 7 Stage 8 Stage 9 Stage 10

CDP - Custom Defensive Pistol CDP - Master


DC	Name	Score	PD	NT	PE	FN	Stage 1	Stage 2	Stage 3	Stage 4	Stage 5	Stage 6	Stage 7	Stage 8	Stage 9	Stage 10
	Jim Jones	263.28	27	0	0	0	22.52 (6)	16.47(1)	26.44 (1)	32.38 (3)	14.52(1)	19.34 (0)	29.65 (3)	38.08 (2)	31.49 (5)	32.39 (5)
1	John Stepien	387.17	56	1	3	1	28.63 (4)	28.47 (2)	36.76 (4)	47.19 (9)	31.36 (10)	25.81 (2)	40.45 (1)	64.64 (8)	40.41 (2)	43.45 (14)

CDP - Expert

1	Colin Wynne	323.43	50	0	4	1	27.45 (5)	22.57 (2)	38.38 (13)	36.85 (5)	23.42 (2)	21.46 (4)	33.18 (5)	41.90 (3)	39.75 (4)	38.47 (7)
2	Tom Richards	331.25	14	0	0	0	30.53 (0)	28.28 (0)	31.45 (2)	40.06 (1)	20.69 (0)	22.08 (0)	34.33 (0)	45.38 (0)	40.67 (6)	37.78 (5)
3	Joshua Knotts	344.92	22	0	4	1	30.07 (1)	24.48 (0)	40.11 (2)	46.93 (0)	20.17 (0)	34.40 (0)	33.32 (0)	43.00 (0)	34.14 (0)	38.30 (19)
4	Ron Pike	345.61	59	0	13	0	31.45 (4)	22.79 (8)	42.74 (17)	53.64 (8)	21.61 (3)	22.09 (0)	41.50 (2)	45.63 (3)	30.63 (6)	33.53 (8)
5	Kenneth Ortbach	353.12	28	0	0	0	29.66 (2)	26.03 (4)	31.99 (2)	40.35 (5)	21.72 (0)	27.91 (1)	37.65 (1)	51.43 (1)	42.63 (6)	43.75 (6)
6	John Plum Jr	361.46	38	0	0	2	31.33 (2)	26.51 (0)	36.18 (0)	52.14 (6)	35.34 (25)	20.72 (0)	33.62 (0)	45.50 (0)	36.89 (0)	43.23 (5)
7	Neil Glausier	416.77	34	1	6	2	44.80 (13)	34.13 (5)	33.92 (1)	53.12 (1)	20.38 (0)	33.26 (0)	37.84 (1)	72.15 (1)	44.62 (12)	42.55 (0)
8	Robert Walla	432.96	44	0	4	2	38.43 (0)	33.76 (3)	46.06 (1)	56.78 (9)	32.98 (20)	32.61 (1)	47.18 (0)	55.04 (0)	47.32 (6)	42.80 (4)

CDP - Sharpshooter

1	Turin Pollard	353.86	30	1	2	0	35.85 (5)	26.91 (1)	30.92 (1)	41.54 (1)	21.61 (2)	31.01 (2)	34.58 (2)	46.84 (8)	43.98 (3)	40.62 (5)
2	Rachael Granico	441.97	59	1	4	1	29.74 (4)	38.16 (2)	58.20 (14)	48.37 (4)	29.42 (7)	41.99 (6)	43.50 (3)	60.67 (4)	49.81 (8)	42.11 (7)
3	Wayne Lynch	450.42	51	0	7	0	38.86 (9)	34.81 (1)	42.40 (2)	58.65 (3)	28.90 (2)	37.59 (7)	62.94 (4)	56.90 (7)	48.39 (3)	40.98 (13)
4	Michael Orsinger	483.41	50	2	4	0	39.52 (3)	35.38 (1)	43.59 (9)	71.55 (7)	33.75 (11)	35.24 (3)	57.13 (3)	64.90 (2)	51.12 (8)	51.23 (3)



2011 - Shoot House Shootout October 29-30, 2011

All Shooters



	Match Score	--Penalties--				Stage 1	Stage 2	Stage 3	Stage 4	Stage 5	Stage 6	Stage 7	Stage 8	Stage 9	Stage 10
		PD	NT	PE	FN										
CDP - Marksman															
1 Michael Haskin	409.87	58	0	6	1	38.04 (12)	31.82 (0)	35.31 (5)	50.61 (1)	27.82 (7)	42.33 (4)	42.33 (2)	48.63 (2)	51.00 (17)	41.98 (8)
2 Harry Bowling	428.91	41	0	8	0	34.10 (7)	27.80 (3)	36.08 (8)	51.66 (2)	25.42 (3)	33.76 (2)	45.05 (0)	70.65 (5)	53.28 (6)	51.11 (5)
3 Jim Vanden Akker	469.36	88	0	0	3	43.60 (9)	45.46 (12)	57.69 (11)	60.62 (12)	31.95 (15)	27.91 (0)	43.81 (0)	54.88 (1)	43.60 (5)	59.84 (23)
4 Joseph Sellers	553.86	15	0	5	1	44.43 (1)	44.63 (0)	49.93 (1)	57.99 (0)	34.59 (1)	37.27 (0)	71.01 (0)	82.62 (0)	69.30 (10)	62.09 (2)
5 Tom Gonzalez	566.44	66	0	1	1	51.03 (11)	45.52 (12)	52.33 (2)	67.27 (1)	47.47 (2)	41.80 (7)	60.83 (11)	68.06 (0)	64.50 (10)	67.63 (10)
6 Robert Gray	581.96	23	0	1	0	54.46 (4)	42.22 (4)	58.26 (5)	73.02 (1)	36.78 (0)	47.76 (0)	58.72 (0)	74.75 (3)	74.56 (3)	61.43 (3)
7 Warren Stephens	616.33	76	0	2	2	47.36 (7)	60.02 (2)	51.29 (5)	75.72 (6)	40.70 (20)	53.14 (4)	61.47 (1)	73.81 (9)	83.48 (9)	69.34 (13)
8 Rick Schronce	750.96	92	0	14	3	54.74 (8)	68.62 (25)	72.92 (16)	81.82 (16)	36.78 (7)	52.04 (1)	74.23 (0)	164.71 (4)	69.90 (7)	75.20 (8)
9 Michael Roberson	823.98	130	0	3	6	75.43 (8)	61.87 (8)	61.78 (11)	101.55 (26)	61.66 (13)	65.88 (2)	90.79 (6)	105.55 (8)	106.72 (18)	92.75 (30)
Steve Love	DNF					(0)	(0)	(0)	(0)	(0)	(0)	(0)	(0)	(0)	(0)


ESP - Enhanced Service Pistol

ESP - Master

DC Mike Borros	245.24	25	0	0	0	21.97(7)	20.52 (2)	23.89(4)	29.10(3)	18.29 (1)	15.73(0)	26.97(0)	31.39(0)	29.89 (4)	27.49(4)
1 Steven Sherman	296.50	18	0	1	0	26.10 (6)	27.70 (3)	30.85 (0)	38.08 (0)	18.07 (5)	19.77 (0)	32.13 (0)	40.17 (2)	32.01 (0)	31.62 (2)

ESP - Expert

1 Mike Morton	333.65	25	2	2	0	24.49 (1)	23.10 (0)	37.19 (6)	45.28 (5)	26.52 (5)	21.75 (1)	46.82 (1)	35.34 (1)	39.70 (2)	33.46 (3)
2 Steve Myers	339.75	7	0	2	0	30.99 (0)	31.14 (0)	34.29 (0)	38.63 (1)	19.33 (0)	21.96 (2)	39.70 (0)	48.58 (0)	41.83 (1)	33.30 (3)
3 Kevin Hall	344.79	47	0	3	1	28.28 (4)	26.84 (6)	30.15 (0)	39.56 (0)	22.77 (12)	26.56 (0)	52.63 (10)	50.40 (2)	30.51 (5)	37.09 (8)
4 Alan Mullenax	400.52	10	1	1	0	39.92 (1)	32.66 (0)	42.51 (1)	45.00 (1)	24.36 (0)	30.13 (2)	48.07 (1)	54.35 (0)	39.89 (0)	43.63 (4)
5 Sam Edwards	538.67	22	1	2	0	51.84 (9)	37.70 (1)	65.37 (2)	67.02 (2)	23.33 (0)	35.35 (1)	56.81 (2)	76.66 (1)	58.16 (0)	66.43 (4)
Dave Cloutier	DNF					(0)	(0)	(0)	(0)	(0)	(0)	(0)	(0)	(0)	(0)




2011 - Shoot House Shootout October 29-30, 2011



All Shooters

	Match Score	--Penalties--				Stage 1	Stage 2	Stage 3	Stage 4	Stage 5	Stage 6	Stage 7	Stage 8	Stage 9	Stage 10	
		PD	NT	PE	FN											
ESP - Sharpshooter																
1	Joanna Lenczewska	358.30	57	0	0	0	29.39 (11)	22.18 (1)	37.86 (7)	45.22 (4)	25.89 (6)	30.42 (4)	45.78 (7)	52.19 (4)	34.50 (3)	34.87 (10)
2	Robert Raike	401.99	71	1	2	2	52.65 (5)	30.64 (2)	37.09 (1)	45.59 (2)	25.33 (16)	28.88 (1)	43.25 (5)	47.65 (13)	36.14 (4)	54.77 (22)
3	Kenny Cross	426.12	13	2	8	0	35.97 (2)	31.39 (2)	34.71 (3)	50.34 (2)	32.04 (0)	31.75 (0)	61.10 (0)	54.25 (2)	52.14 (1)	42.43 (1)
4	Sean Craig	452.94	58	0	7	1	37.95 (3)	37.11 (2)	45.29 (7)	51.53 (4)	29.23 (3)	35.64 (3)	47.04 (1)	60.14 (9)	64.40 (14)	44.61 (12)
5	Scott Stimpert	497.90	89	1	2	1	37.47 (7)	34.87 (3)	53.74 (19)	68.66 (5)	31.85 (10)	52.27 (10)	50.32 (2)	57.32 (3)	55.70 (16)	55.70 (14)
6	Robert Miller	502.48	46	1	2	1	37.60 (7)	45.24 (3)	55.87 (1)	64.45 (5)	38.55 (11)	37.59 (2)	59.73 (4)	65.07 (3)	51.87 (4)	46.51 (6)
7	Gary Hunter	536.18	105	2	8	3	41.70 (9)	48.47 (10)	55.62 (5)	67.54 (15)	28.54 (17)	48.34 (10)	68.18 (6)	78.44 (17)	35.59 (1)	63.76 (15)
8	Peter Morgan	659.86	49	0	13	3	60.90 (4)	57.35 (2)	72.21 (10)	80.35 (2)	35.96 (2)	46.57 (1)	65.01 (1)	92.38 (0)	68.23 (0)	80.90 (27)
	Matthew Babb	DNF					35.29 (9)	32.03 (6)	30.34 (3)	55.23 (12)	28.41 (15)	26.57 (3)	39.52 (6)	(0)	40.15 (10)	38.15 (10)
ESP - Marksman																
1	Jeff Koke	358.40	40	0	4	0	29.06 (8)	30.53 (6)	40.01 (11)	55.26 (4)	21.99 (0)	26.37 (1)	37.58 (2)	43.19 (0)	40.27 (5)	34.14 (3)
2	Joe Kelly	490.33	44	1	12	2	50.85 (5)	38.99 (0)	43.97 (4)	64.10 (3)	33.83 (20)	21.33 (2)	58.25 (0)	74.61 (1)	61.96 (5)	42.44 (4)
3	Ronald Maurice	541.52	62	0	5	0	40.90 (10)	43.66 (8)	47.98 (4)	68.40 (8)	38.07 (3)	43.15 (9)	73.22 (10)	82.51 (7)	55.18 (1)	48.45 (2)
4	Chris Despenas	558.07	123	0	7	3	59.77 (29)	47.99 (20)	51.08 (4)	81.57 (16)	33.26 (7)	33.71 (3)	53.08 (2)	78.51 (12)	61.84 (15)	57.26 (15)
5	James St. John	598.71	12	0	0	0	52.49 (2)	47.44 (1)	65.12 (3)	71.69 (1)	41.71 (0)	44.98 (0)	73.07 (0)	99.45 (1)	48.34 (0)	54.42 (4)
6	Brian Chesloff	672.98	33	0	1	0	51.23 (2)	61.38 (8)	65.33 (0)	73.47 (2)	40.45 (16)	49.33 (0)	85.91 (0)	94.40 (2)	87.23 (1)	64.25 (2)
7	Joe Paige	677.43	65	0	1	1	51.58 (1)	47.16 (6)	80.35 (8)	119.18 (17)	30.85 (5)	39.97 (0)	78.89 (0)	97.97 (0)	64.38 (6)	67.10 (22)
8	Robert Belloff	692.50	15	1	1	0	80.80 (1)	57.27 (0)	64.74 (1)	91.16 (0)	35.48 (11)	48.12 (0)	66.02 (0)	85.19 (0)	79.65 (0)	84.07 (2)
9	Heather Schronce	710.88	71	0	7	1	58.06 (11)	59.27 (4)	62.25 (5)	84.09 (8)	42.80 (13)	63.28 (1)	85.25 (10)	94.63 (5)	79.83 (8)	81.42 (6)
SSP - Stock Service Pistol																
SSP - Master																
1	Brian Abbott	366.25	48	0	5	2	31.71 (4)	25.38 (3)	37.01 (1)	37.43 (2)	26.14 (7)	32.89 (1)	37.09 (2)	50.79 (3)	42.92 (9)	44.89 (16)
2	Gregg Stewart	563.32	37	0	6	0	47.07 (7)	44.86 (0)	56.43 (6)	77.24 (10)	30.64 (1)	38.12 (1)	63.83 (2)	73.58 (5)	72.53 (3)	59.02 (2)
3	Johann Boden	592.78	27	0	13	0	37.83 (9)	44.69 (1)	52.29 (2)	80.05 (1)	23.34 (2)	62.96 (1)	78.42 (1)	101.61 (4)	48.63 (3)	62.96 (3)
4	Michael Shier	622.54	58	0	0	0	44.82 (1)	53.10 (6)	62.28 (1)	83.14 (0)	33.39 (7)	54.69 (1)	72.12 (0)	97.78 (11)	64.03 (23)	57.19 (8)
5	Joseph Stewart	672.59	74	0	9	2	61.78 (10)	48.08 (7)	68.54 (5)	88.70 (2)	42.56 (5)	50.28 (1)	71.40 (14)	82.45 (9)	74.62 (16)	84.18 (5)
6	Andrew Hunt, Jr	731.22	199	0	4	6	65.24 (33)	57.91 (20)	91.02 (30)	79.96 (18)	58.77 (13)	59.27 (7)	82.47 (10)	86.79 (14)	76.43 (28)	73.36 (26)




2011 - Shoot House Shootout October 29-30, 2011



All Shooters

	Match Score	--Penalties--				Stage 1	Stage 2	Stage 3	Stage 4	Stage 5	Stage 6	Stage 7	Stage 8	Stage 9	Stage 10
		PD	NT	PE	FN										
SSP - Expert															
DC Robert Lacroix	337.15	39	0	6	0	32.16 (7)	28.48 (1)	30.41 (3)	48.73 (7)	19.31 (1)	22.57 (1)	37.27 (2)	53.55 (7)	29.84(1)	34.83 (9)
1 Frank Lindsay, Jr	357.08	62	3	8	0	38.69 (13)	31.50 (8)	44.41 (7)	43.02 (6)	21.71 (8)	32.41 (1)	30.11 (3)	44.55 (6)	35.19 (3)	35.49 (7)
2 Brad Bends	365.97	44	0	1	1	29.59 (2)	35.61 (10)	28.38 (2)	41.51 (1)	26.94 (12)	29.65 (0)	44.60 (1)	54.93 (2)	40.36 (10)	34.40 (4)
3 Mark Gass	376.61	29	0	0	1	30.77 (0)	29.23 (0)	38.35 (0)	36.32 (1)	24.95 (6)	33.02 (0)	47.77 (1)	54.72 (15)	38.13 (4)	43.35 (2)
4 Laura Torres-Reyes	383.22	69	0	5	3	26.51 (5)	27.21 (2)	39.51 (16)	38.14 (2)	27.36 (10)	31.49 (3)	53.71 (11)	54.29 (7)	35.76 (3)	49.24 (10)
5 Josh Goldbogen	400.09	64	0	6	1	38.84 (5)	31.80 (2)	46.07 (5)	46.29 (13)	25.16 (16)	28.63 (1)	39.13 (0)	51.45 (11)	50.28 (4)	42.44 (7)
6 David Fenno	404.38	30	0	0	0	24.60 (1)	22.13 (0)	36.23 (0)	46.61 (0)	59.30 (0)	29.91 (1)	53.20 (7)	62.07 (10)	32.77 (3)	37.56 (8)
7 Rafael Fuentes	408.75	34	1	5	2	29.71 (0)	30.12 (5)	45.01 (11)	50.16 (1)	32.08 (10)	38.83 (0)	41.27 (0)	59.08 (3)	42.18 (2)	40.31 (2)
8 Harold Parks	613.89	57	0	11	2	43.01 (3)	47.54 (7)	71.76 (2)	72.28 (1)	43.16 (25)	56.55 (10)	76.49 (5)	82.96 (0)	67.11 (0)	53.03 (4)
9 Jim Dyson	634.07	128	4	1	2	46.94 (19)	42.34 (7)	63.81 (15)	71.64 (7)	50.53 (23)	52.91 (3)	93.20 (6)	96.68 (16)	55.72 (16)	60.30 (16)
SSP - Sharpshooter															
1 Jeff Hewlett	360.07	45	2	5	1	26.24 (1)	24.48 (7)	43.01 (12)	55.32 (4)	19.60 (6)	25.43 (1)	48.61 (2)	47.97 (1)	30.94 (4)	38.47 (7)
2 David Beam	398.11	72	0	3	2	36.64 (7)	34.35 (6)	35.88 (7)	48.32 (14)	19.47 (7)	30.22 (3)	45.49 (3)	64.32 (13)	45.73 (6)	37.69 (6)
3 Raymond Duroy	435.14	75	0	2	1	31.15 (8)	33.31 (1)	33.81 (1)	56.87 (4)	31.12 (26)	41.20 (4)	60.41 (2)	71.52 (12)	35.99 (1)	39.76 (16)
4 David O'Donnell	440.22	71	0	1	1	36.47 (4)	32.99 (3)	48.16 (8)	61.33 (12)	31.90 (10)	28.34 (1)	41.51 (1)	59.90 (6)	55.73 (11)	43.89 (15)
5 Clyde Griffin	443.95	44	1	4	1	42.76 (10)	31.66 (0)	45.88 (7)	61.50 (10)	34.48 (2)	27.24 (2)	52.81 (1)	66.35 (5)	37.00 (1)	44.27 (6)
6 Stephen Demcher Sr.	456.12	36	1	1	1	42.23 (10)	37.26 (3)	49.92 (10)	56.26 (2)	22.21 (1)	33.01 (1)	53.90 (1)	69.01 (0)	45.40 (3)	46.92 (5)
7 Chuck Wilkinson	465.31	94	0	13	3	35.71 (5)	32.49 (12)	62.14 (16)	50.74 (2)	37.81 (20)	27.93 (2)	58.22 (15)	62.68 (4)	56.28 (7)	41.31 (11)
8 Ray Duroy	468.25	57	1	10	1	29.34 (5)	30.58 (1)	53.32 (19)	68.93 (3)	32.56 (3)	34.84 (2)	50.09 (0)	77.37 (7)	46.98 (7)	44.24 (10)
9 Jose Torres-Reyes	482.72	95	0	1	0	36.96 (11)	34.22 (9)	39.26 (4)	64.34 (11)	40.50 (10)	38.70 (2)	52.73 (6)	73.79 (14)	54.57 (22)	47.65 (6)
10 Mark Greenhalgh	484.60	15	0	6	0	50.59 (0)	35.66 (1)	48.33 (1)	65.27 (1)	22.01 (5)	21.57 (0)	60.50 (0)	68.83 (0)	59.13 (4)	52.71 (3)
11 Gerry Snellings	496.03	32	0	2	1	43.84 (3)	43.93 (1)	50.60 (2)	58.61 (2)	24.14 (0)	39.35 (0)	60.47 (0)	65.11 (1)	57.32 (7)	52.66 (16)
12 Steven Loh	510.29	51	2	1	0	36.86 (5)	37.35 (1)	48.80 (8)	76.38 (4)	23.28 (3)	41.14 (6)	58.51 (3)	68.21 (8)	76.65 (9)	43.11 (4)
13 Garold Jones	517.67	46	0	4	4	38.01 (0)	34.35 (0)	50.31 (0)	60.67 (0)	33.57 (22)	41.25 (0)	57.15 (1)	70.14 (0)	65.82 (2)	66.40 (21)
14 Jimmy Femino	527.40	49	1	4	1	42.94 (15)	38.64 (2)	55.32 (4)	69.39 (2)	33.51 (2)	46.69 (2)	58.08 (2)	66.80 (8)	50.95 (8)	65.08 (4)
15 Allan Barker	557.77	91	0	1	4	43.05 (2)	47.02 (7)	63.02 (9)	66.37 (6)	40.74 (25)	43.62 (1)	70.04 (11)	78.14 (3)	59.24 (18)	46.53 (9)
16 Robert Schneider	578.02	74	2	3	2	48.22 (7)	40.87 (6)	56.11 (1)	71.56 (3)	37.86 (10)	44.96 (2)	74.54 (3)	79.63 (3)	59.65 (15)	64.62 (24)
17 William (Toby) Cox	591.42	44	0	5	0	49.22 (2)	43.00 (0)	61.74 (11)	82.09 (16)	29.19 (1)	45.54 (1)	63.86 (1)	78.89 (4)	70.18 (1)	67.71 (7)
18 Michael Mc Henry	703.50	40	0	2	0	46.25 (15)	49.82 (0)	67.86 (5)	68.56 (4)	40.84 (4)	71.06 (2)	87.30 (0)	122.12 (0)	84.45 (5)	65.24 (5)
Dennis Ryan	DNF					(0)	(0)	(0)	(0)	40.63 (20)	48.01 (8)	78.23 (4)	102.03 (8)	73.39 (16)	73.48 (12)



2011 - Shoot House Shootout October 29-30, 2011



All Shooters

	Match Score	--Penalties--					Stage 1	Stage 2	Stage 3	Stage 4	Stage 5	Stage 6	Stage 7	Stage 8	Stage 9	Stage 10
		PD	NT	PE	FN											
SSP - Marksman																
1	Bob Belmont	482.66	55	0	7	1	44.21 (8)	36.47 (0)	52.29 (3)	59.19 (5)	33.57 (10)	36.90 (1)	59.30 (0)	63.66 (2)	45.73 (15)	51.34 (11)
2	Tanja Pietrass	505.42	82	2	3	1	46.49 (18)	36.87 (10)	50.05 (11)	69.35 (12)	34.22 (7)	44.75 (6)	64.53 (1)	64.88 (1)	51.33 (12)	42.95 (4)
3	Chuck Davis	513.31	33	1	3	0	41.15 (2)	44.29 (1)	46.22 (7)	71.16 (2)	28.86 (3)	47.33 (1)	53.89 (0)	67.78 (3)	53.33 (8)	59.30 (6)
4	Paul Fletcher	530.71	38	0	4	0	47.34 (6)	37.26 (0)	49.16 (0)	58.65 (2)	46.59 (10)	38.98 (0)	65.17 (5)	81.97 (6)	53.93 (2)	51.66 (7)
5	Mark Wikingstad	541.81	69	1	2	3	59.71 (14)	40.73 (7)	53.89 (1)	66.55 (0)	32.47 (1)	45.01 (1)	70.49 (25)	62.50 (2)	55.52 (12)	54.94 (6)
6	John Collins	542.37	52	1	9	1	48.02 (6)	42.97 (3)	50.42 (0)	68.06 (1)	44.00 (2)	36.43 (0)	61.82 (12)	72.77 (9)	58.05 (8)	59.83 (11)
7	Stephen Jelley	547.09	38	0	4	1	50.57 (7)	45.54 (1)	48.91 (3)	73.85 (5)	36.28 (1)	40.18 (1)	68.91 (14)	68.74 (1)	58.21 (5)	55.90 (0)
8	Jamie Wilborn	566.23	57	1	1	1	51.26 (3)	44.01 (5)	64.37 (8)	80.72 (4)	32.55 (6)	41.83 (2)	67.55 (7)	65.95 (3)	61.18 (12)	56.81 (7)
9	Jason Perecko	584.90	42	0	17	1	54.06 (3)	51.58 (2)	67.65 (10)	74.32 (4)	31.53 (6)	32.60 (1)	63.73 (8)	81.77 (2)	68.08 (2)	59.58 (4)
10	Frank Lindsay, Sr	588.32	73	1	7	3	49.10 (3)	56.56 (11)	55.63 (5)	86.66 (17)	32.85 (6)	46.05 (15)	51.81 (2)	66.68 (2)	78.27 (11)	64.71 (1)
11	Richard Crossman	642.19	54	0	2	1	48.56 (1)	42.27 (3)	76.85 (5)	76.47 (4)	52.22 (15)	52.65 (4)	80.20 (2)	82.23 (3)	65.20 (4)	65.54 (13)
12	Jeffrey Brown, Sr	652.71	83	1	8	2	58.95 (11)	49.66 (8)	62.63 (2)	75.75 (2)	45.25 (23)	51.46 (5)	71.54 (3)	86.42 (3)	74.70 (14)	76.35 (12)
13	Beth Elliott	710.57	74	0	2	2	61.24 (7)	44.91 (4)	69.59 (1)	108.76 (6)	41.30 (10)	58.70 (10)	78.58 (15)	102.43 (0)	69.40 (10)	75.66 (11)
14	David Swain	742.87	61	1	1	0	60.86 (16)	58.88 (7)	67.73 (7)	93.41 (3)	41.80 (11)	68.90 (4)	103.01 (1)	110.29 (2)	62.91 (2)	75.08 (8)
15	Michael Pohuski	802.70	154	1	4	6	63.34 (18)	67.57 (16)	84.40 (10)	142.76 (10)	51.37 (25)	70.40 (11)	86.60 (8)	100.21 (10)	62.10 (15)	73.95 (31)
16	Deb Hughes	838.13	67	1	4	1	63.40 (1)	49.17 (2)	72.75 (2)	96.54 (1)	57.72 (28)	76.68 (1)	101.17 (2)	141.81 (14)	106.00 (12)	72.89 (4)
17	Cody Claxton	860.51	35	0	8	1	67.40 (2)	65.32 (1)	81.59 (4)	111.45 (2)	57.08 (0)	58.27 (1)	99.57 (11)	134.00 (0)	94.73 (7)	91.10 (7)
18	Celina Parker	876.06	183	1	1	6	64.82 (24)	77.91 (12)	99.57 (16)	129.36 (27)	46.35 (12)	65.53 (3)	109.89 (18)	111.55 (22)	78.11 (21)	92.97 (28)
	Bradford Quintal	DNF					(0)	(0)	(0)	(0)	(0)	(0)	(0)	(0)	(0)	(0)

ESR - Enhanced Service Revolver

ESR - Expert

DC	David Jackson	403.63	13	0	0	0	44.46 (2)	31.85 (0)	41.26 (0)	55.84 (0)	24.90 (5)	28.01 (0)	49.18 (0)	50.08 (0)	37.60 (1)	40.45 (5)
----	---------------	---------------	----	---	---	---	-----------	-----------	-----------	-----------	-----------	-----------	-----------	-----------	-----------	-----------


SSR - Stock Service Revolver

SSR - Sharpshooter

DC	Herb Myers	507.45	40	0	3	2	41.71 (7)	33.25 (0)	48.55 (1)	65.10 (1)	27.93 (4)	37.33 (1)	59.50 (1)	73.66 (1)	55.30 (1)	65.12 (23)
----	------------	---------------	----	---	---	---	-----------	-----------	-----------	-----------	-----------	-----------	-----------	-----------	-----------	------------

SSR - Marksman

1	Aaron Foulk	669.95	47	0	6	2	52.08 (1)	63.64 (9)	75.50 (3)	82.84 (1)	37.52 (1)	56.74 (2)	62.83 (3)	102.18 (5)	67.37 (11)	69.25 (11)
---	-------------	---------------	----	---	---	---	-----------	-----------	-----------	-----------	-----------	-----------	-----------	------------	------------	------------



2011 - Shoot House Shootout October 29-30, 2011

All Shooters



Total Match Penalties:

Target Points Down (PD) - 5,780

Hits on Non-Threats (NT) - 50

Procedural Errors (PE) - 438

Failures to Neutralize (FN) - 129

Key to Penalties:

PD = Target Points Down. Each point down adds 1/2 second to your score.

NT = Hit on Non Threat target. Each HNT adds 5 seconds to your score.

PE = Procedural Error. Each adds 3 seconds to your score.

FN = Failure to Neutralize (no hits in the 0 or -1 zone) Each adds 5 seconds to your score.

Key to Abbreviations:

CDP = **Custom Defensive Pistol**, such as 1911. Must be .45 ACP with maximum magazine load of 8 rounds

ESP = **Enhanced Service Pistol**, single action or SA/DA such as H&K P7 or CZ-75 or Springfield XD

SSP = **Stock Service Pistol**, double action or 'Safe Action' such as Glock or SIG

ESR = **Enhanced Service Revolver**, rimmed or rimless ammo, full moon clip, power factor of 165,000

SSR = **Stock Service Revolver**, rimmed case ammo, no full moon clips

DNF = **Did Not Finish**